

MODELS OF SUCCESS: BOTSWANA

GRAHAM YOUNG
EXECUTIVE DIRECTOR
AUSTRALIAN INSTITUTE FOR PROGRESS

GRAHAM.YOUNG@AIP.ASN.AU

SEPTEMBER 29, 2018



A United Kingdom Official International Trailer 1 (2016) - David Oy...



TRAILER



HD

WHERE IS BOTSWANA?



TOPOGRAPHY



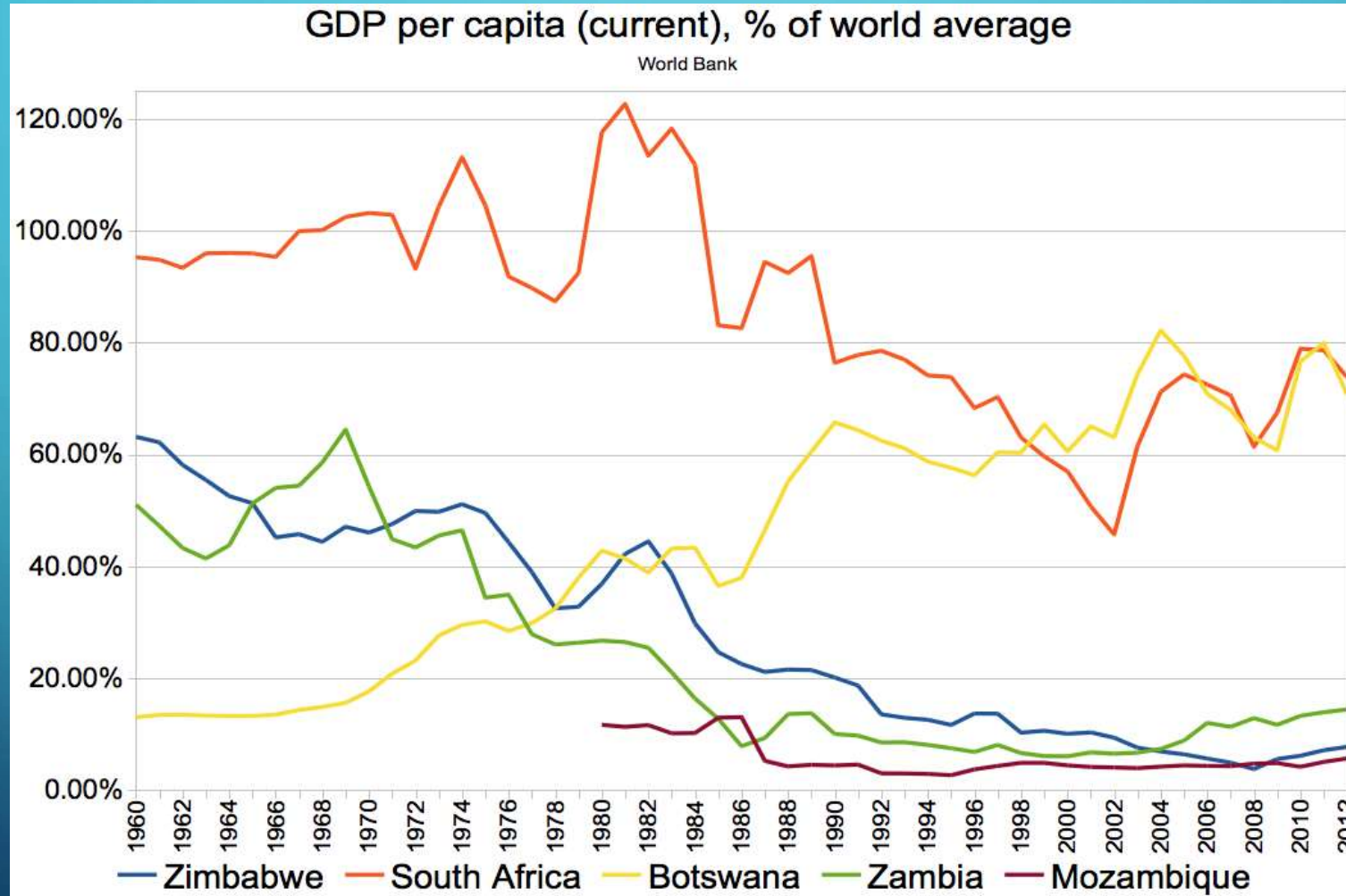
TOP TEN IN AFRICA GDP PER CAPITA

Country	GDP per capita
Equatorial Guinea	34,865
Gabon	19,266
Botswana	18,146
South Africa	13,403
Egypt	12,994
Tunisia	11,987
Namibia	11,528
Swaziland	9,882
Libya	9,792
Nigeria	5,927

SIMILAR COUNTRIES GDP PER CAPITA

Country	GPD per capita
Lebanon	19,486
Gabon	19,266
Maldives	19,178
Turkmenistan	18,680
Belarus	18,616
Botswana	18,146
Thailand	17,786
Barbados	17,508
Montenegro	17,439
Azerbaijan	17,433
Costa Rica	17,149

ECONOMIC GROWTH V NEIGHBOURS



DEBT

Botswana Government Debt to GDP 1998-2018 | Data | Chart | Calendar

Botswana recorded a government debt equivalent to 22.30 percent of the country's Gross Domestic Product in 2017. Government Debt to GDP in Botswana averaged 15.42 percent from 1998 until 2017, reaching an all time high of 27.50 percent in 2012 and a record low of 5.98 percent in 2006.

Historical Data API Forecast Alerts

BOTSWANA GOVERNMENT DEBT TO GDP



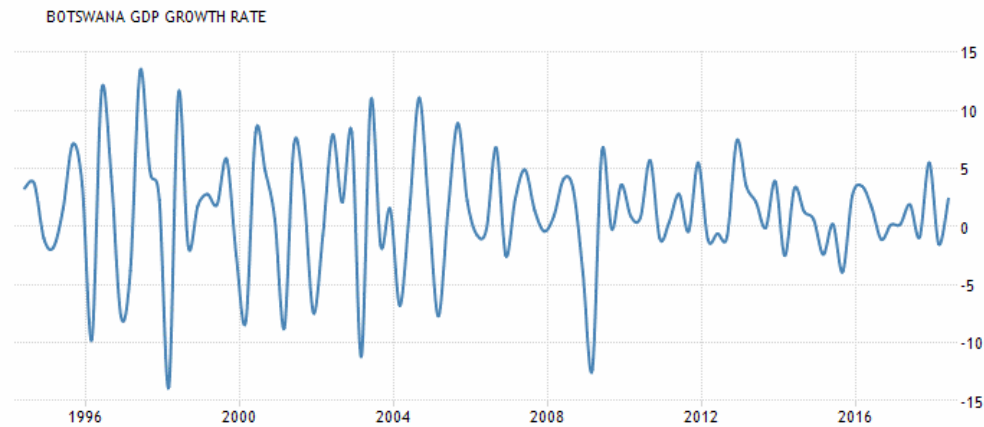
SOURCE: TRADINGECONOMICS.COM | BANK OF BOTSWANA

GDP

Botswana GDP Growth Rate 1994-2018 | Data | Chart | Calendar | Forecast

The Gross Domestic Product (GDP) in Botswana expanded 2.40 percent in the second quarter of 2018 over the previous quarter. GDP Growth Rate in Botswana averaged 1.24 percent from 1994 until 2018, reaching an all time high of 13.40 percent in the second quarter of 1997 and a record low of -13.80 percent in the first quarter of 1998.

Historical Data API Forecast Alerts



SOURCE: TRADINGECONOMICS.COM | CENTRAL STATISTICS OFFICE, BOTSWANA

WEALTH NOT FOR ALL

Country	GDP per capita	Gini co-efficient
Argentina	20,677	44.5
Iran	20,030	38.3
Mexico	19,480	47.2
Botswana	18,146	60.5
China	16,624	42.1
Iraq	17,004	30.9
Brazil	15,500	54.7

GOVERNANCE

- Independence 1966
- Least corrupt in Africa and ranked 35th in the world by Transparency International
- 30th out of 167 in the democracy index (EIU)
- Stable democracy
- Unicameral Parliament (65 members, 57 representatives, 6 appointed and 2 ex-officio)
- President also the prime minister
- House of Chiefs
- Legal system based on Common Law and also Roman and Dutch Law

TAXATION

- Maximum personal tax 25%
- Company tax 25% or 15%
- VAT 10%
- 40% income from minerals (50% ownership Debswana)

STRONG FINANCIAL POSITION


- AA Credit Rating
- No foreign exchange controls
- Currency pegged to SA, but can use any currency
- Massively undervalued currency (\$6,500 USD versus \$18,146 PPP)
- Foreign reserves \$5.8 Bn
- Free trade area southern Africa, and exports free of duties to EU and US
- Government debt 22.3% GDP (Australia 41.9%)
- Tax as a percentage of GDP 35.2% (Australia 27.2%)

DEMOGRAPHY

- Average life expectancy 63.3%
- Aids: 22%
- Fertility rate 2.4
- Median age 24.5
- 57.71% urbanised
- Ethinc groups: Tswana (or Setswana) 79%, Kalanga 11%, Basarwa 3%, other, including Kgalagadi and white 7%
- Languages: Setswana 77.3%, Sekalanga 7.4%, Shekgalagadi 3.4%, English (official) 2.8%, Zezuru/Shona 2%, Sesarwa 1.7%, Sembukushu 1.6%, Ndebele 1%, other 2.8% (2011 est.)
- Religion: Christian 79.1%, Badimo 4.1%, other 1.4% (includes Baha'i, Hindu, Muslim, Rastafarian), none 15.2%, unspecified 0.3% (2011 est.)



SOCIAL WELFARE

- Aged pension over 65
 - Water
 - Housing
 - Health
 - Food, shelter, clothing
- 



PUBLIC AND PRIVATE OWNERSHIP ECONOMY

- Botswana Development Corporation,
- National Development Bank
- Botswana Building Society
- Botswana Savings Bank
- Botswana Motor Vehicles Insurance Fund,
- Botswana Power Corporation
- Water Utilities Corporation, Botswana
- Telecommunications Corporation
- Botswana Housing Corporation

PUBLIC/PRIVATE CONT...

- Air Botswana
- Botswana Meat Commission
- Botswana Livestock Development Corporation
- Botswana Agricultural Marketing Board
- Botswana Railways
- Botswana Postal Services
- Botswana Vaccine Institute
- Municipal Abattoirs
- Government Ranches.

PRIVATISATION

- White paper 1998
- Privatization Policy for Botswana (Government Paper No. 1 of 2000)
- Commercialisation, contracting out, management contracts, leases, floating, PPP
- Public Enterprise Evaluation and Privatization Agency (PEEPA)

EDUCATION

- 9.6% of GDP
- Australia 6%
- Adult literacy 83%
- Full scholarship plus living expenses university (home or abroad)
- Introduced fees for primary schools
- Guaranteed 10 years education and half do another 2 years

ISSUES

- Sustainability of diamond industry
- Environmental degradation
- Inequality

CONCLUSIONS

- Stability
- Predictability
- Open and transparent governance
- Open economy
- Business friendly
- Private sector versus public sector
- Social